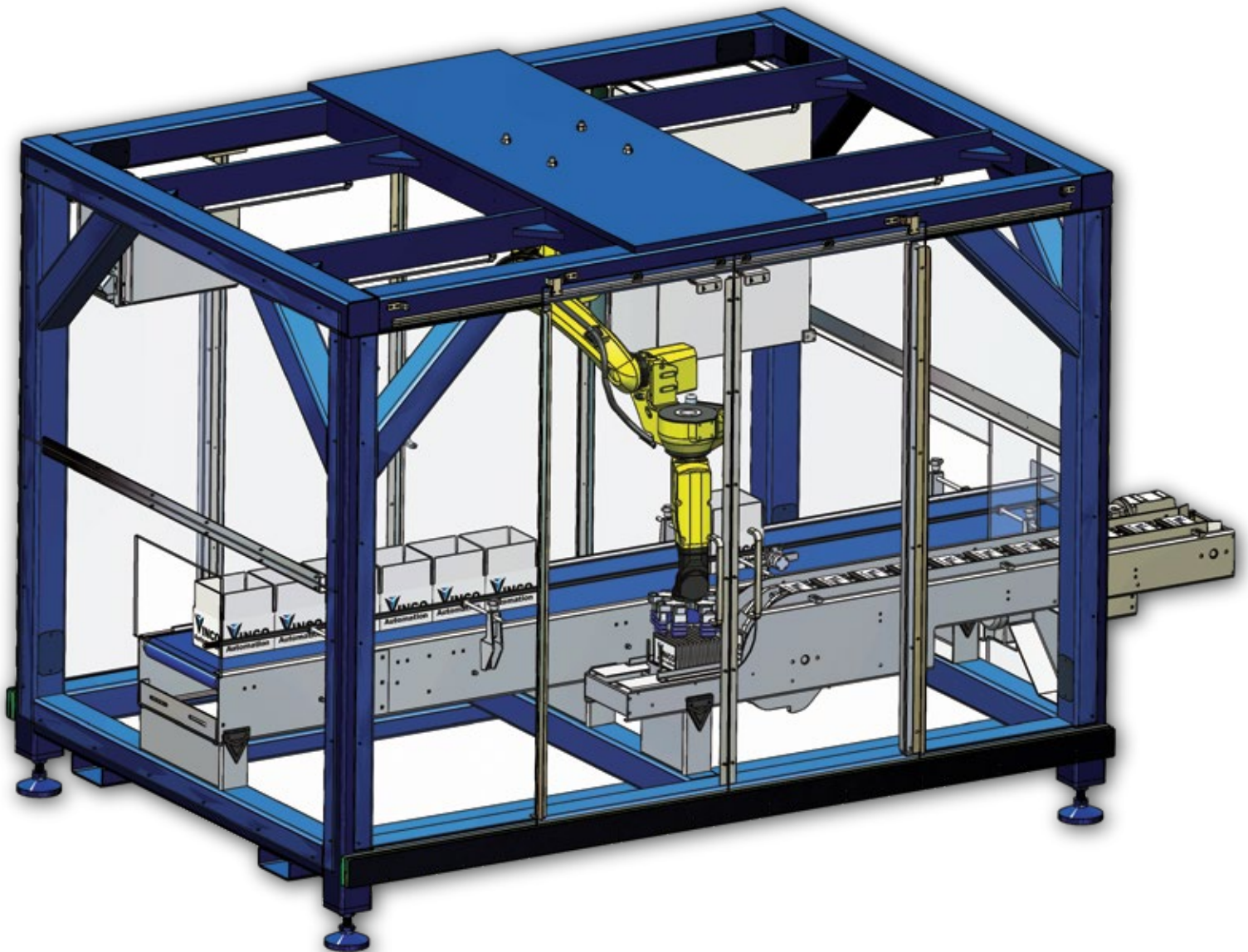



VINCO Automation

AUTOMATION
TO SIMPLIFY
YOUR PROCESS



**VF1200 SERIES
PICK AND PLACE TOP LOADER**

VF1200 SERIES PICK AND PLACE TOP LOADER BUILT TO A HIGHER STANDARD



INFEED CONVEYOR



CASE CONVEYOR



ROBOT



GRIPPER



HMI



SMART LIGHTING

ROCKWELL HMI PANEL

INFEED CONVEYOR
RATES UP TO 75'/MIN
COLLATED/SINGLE PICK

PRODUCT STYLES
BOTTLES
CANS
RIGID
SOFT/FLEXIBLE

CUSTOMIZABLE INFEED
AND CASE CONVEYOR

CASE CONVEYOR
30" L x 20" W x 20" H
RATES UP TO 20 CASES/MIN

CASE STYLES
DISPLAY CASE
RETAIL READY
RSC CASE
TRAY CASE

SMC WIRELESS
MODULAR BASE

BANNER SMART
LIGHTING


FANUC ROBOT
M-10iD/12

PAYLOAD WEIGHT
UP TO 12KG

CUSTOM END OF
ARM TOOLING

WIRE PROTECTING
TUBE FRAME

DUAL SLIDING
GUARD DOORS



VF1200 SERIES PICK AND PLACE TOP LOADER

KEY FEATURES

- Dual sliding guard doors
- Quick change heads for simple product change over
- Minimal change over time
- Rates up to 20 cases per minute
- (2) parallel conveyors
 - Open top case
 - Infeed
- Smart lighting visible throughout the machine
- Sensors – Banner/Turck

DIMENSIONS

Weight	5,000 lbs
Frame size	9'L x 6'W x 8'H (walk-in style)
Conveyor height	Adjustable 32"–36"

MACHINE LAYOUT

Right hand	Counter-flow or Through-flow
Left hand	Counter-flow or Through-flow

ROBOTICS

Model	Fanuc M-10iD/12
Robot orientation	Frame mount inverted
Finish	Yellow paint
Payload	Up to 12 kg
Custom	End of arm tooling

CONTROL SYSTEM

PLC	Allen-Bradley Compact Logix
HMI	Allen-Bradley Panelview7
Servo motors	Allen-Bradley
Safety system	Category III

ENCLOSURE CONFIGURATIONS

Main panel	NEMA 12 (painted) Hoffman 36"x24"x12"
Fanuc cabinet	NEMA 12 (painted) R-30iB Mate Plus

UTILITIES

Power	480/220v 60hz 3ph
Air	12-20 SCFM

MACHINE OPTIONS

Product types	Various (rigid or flexible)
Tray	Corrugated Open sided corrugated
Range	Minimum 4"x4"x4" Maximum 16"x16"x16"
Load balancing	Allows for odd and even product counts
Mispick detection	Operator notification for mispicks
Robot series	Delta, LRMate, M20
Auto adjust	Servo adjust change over
Infeed and case conveyor	Angle, height, position customizable
Washdown	Stainless steel, robot, frame, enclosures, EOAT
Multi robot	Configuration available for increased rate capacity
Sensors	Allen Bradley, Cognex, Keyence



1-888-208-4626
sales@vincoautomation.com
www.vincoautomation.com